

### Specifications

Models	SX-125 XC	
<b>Measurements</b>	<b>Metric</b>	<b>US</b>
Working height maximum*	40.10 m	131 ft
Platform height maximum	38.10 m	125 ft
Horizontal reach maximum	24.38 m	80 ft
Below ground reach	2.69 m	8 ft 10 in
▲ Platform length - 8 ft model	0.91 m	3 ft
Platform length - 6 ft model	0.76 m	2 ft 6 in
▲ Platform width - 8 ft model	2.44 m	8 ft
Platform width - 6 ft model	1.83 m	6 ft
▲ Height - stowed	3.05 m	10 ft
▲ Length - stowed	14.25 m	46 ft 9 in
Length - transport (jib tucked under)	12.19 m	40 ft
▲ Width - axles retracted	2.49 m	8 ft 2 in
Width - axles extended	3.94 m	12 ft 11 in
▲ Wheelbase	4.11 m	13 ft 6 in
▲ Ground clearance - center	38.1 cm	15 in

### Productivity

Maximum lift capacity - unrestricted	300 kg	660 lb
- restricted	454 kg	1,000 lb
Platform rotation	160°	
Vertical jib rotation - up/down	135°	
Turntable rotation	360° continuous	
Turntable tailswing - axle retracted	0.56 m	1 ft 10 in
Turntable tailswing - axle extended	1.02 m	3 ft 4 in
Drive speed - stowed	4.9 km/h	3.0 mph
- raised (below 125 ft)	0.6 km/h	0.38 mph
Gradeability - stowed**	40%	
Turning radius - axle retracted: inside	8.03 m	26 ft 4 in
outside	9.96 m	32 ft 8 in
Turning radius - axle extended: inside	2.90 m	9 ft 6 in
outside	6.17 m	20 ft 3 in
Controls	12 V DC proportional	
Tyres - RT foam filled	445D50/710HD	

### Power

Power source	Deutz TD 2011 L04i, 74 hp (55 kW), Stage IIIA, air-cooled	
	Deutz TD2.9 L4, 74 hp (55 kW), Stage IIIB, water-cooled	
Auxiliary power unit	12 V DC	
Hydraulic tank capacity	208 L	55 gal
Fuel tank capacity	151 L	40 gal

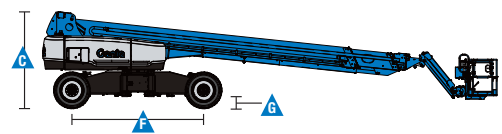
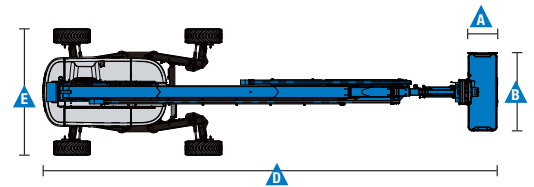
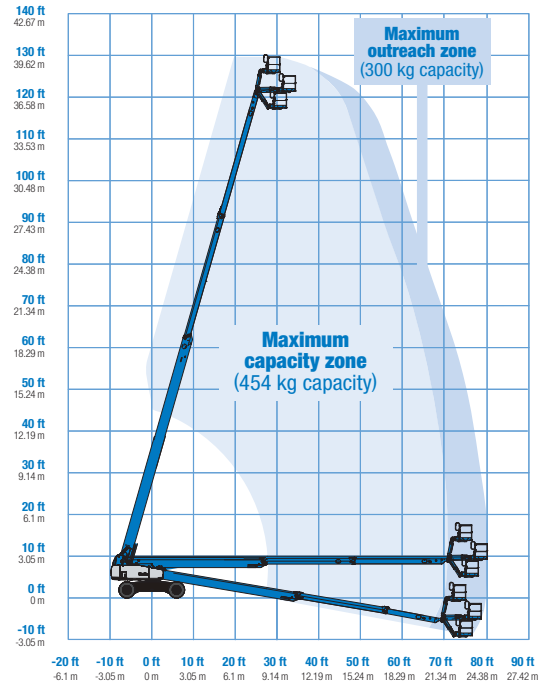
### Weight\*\*\*

4WD	20,700 kg	45,636 lbs
-----	-----------	------------

### Standards Compliance

EU Directives: 2006/42/EC - Machinery  
(harmonized standard EN280); 2004/108/EC (EMC);  
2000/14/EC (Outdoor Noise)

### Range Of Motion SX-125 XC



\* The metric equivalent of working height adds 2 m to platform height.  
U.S. adds 6 ft to platform height.

\*\* Gradeability applies to driving on slopes. See operator's manual for details regarding slope ratings.

\*\*\* Weight will vary depending on options and/or country standards.