

Safety

With loads weighing up to 8000 kg, safe, precision load handling is ensured by the unique Linde Torsion Support system mounted on the roof of the cab/overhead guard, which neutralises up to 30 % of the dynamic torsional forces and stresses imposed on the mast by the load, resulting in outstanding stability.

Performance

Advanced engine and drive technology combined with the intelligent Linde Load Control system and precise fingertip control of all mast functions, enables the operator to use the truck's impressive potential to maximise productivity.

Comfort

A perfect interface between operator and truck has been achieved with the Linde ergonomic design concept. The spacious, cushioned cab comfort-class seat with adjustable armrest and integrated intuitive controls create a superb stress-free enviro-

ment that promotes optimum efficiency and high productivity.

Reliability

Proven in tough sustained operation. Isolation of the cab from the mast, drive axle and chassis, cushions the operator from road shocks and vibrations. Maintenance-free mounting of axles and tilt jacks increases uptime and reduces costs.


Productivity

This superb range is fitted with the renowned Linde hydrostatic transmission, which requires no differential, no conventional service brake, no gear box and no clutch. As a result, uptime is optimised, productivity is increased and maintenance costs are low.



Original Linde hydrostatic drive

- Responsive, smooth and precise driving
- No clutch, differential or drum brakes; hydrostatic drive assumes function of service brake
- Low maintenance costs and long life




Linde operator compartment

- Spacious cab with automobile-equivalent legroom
- Excellent visibility of load and surroundings due to slim-line mast sections
- Cushioned drive axle reduces road shock


Model designation		H 50 D	H 60 D	H 70 D	H 80 D	H 80 D/900	H 80 D/1100 ²⁾
Power unit: battery, petrol, LP gas, mains power		Diesel	Diesel	Diesel	Diesel	Diesel	Diesel
Load capacity	Q (t)	5.0	6.0	7.0	8.0	8.0	8.0
Load centre	c (mm)	600	600	600	600	900	1100
Service weight	kg	9902	10181	11431	12276	14046	14826
Mast/fork carriage tilt, forward/backward	α/β (°)	5.0/9.0	5.0/9.0	5.0/9.0	5.0/9.0	5.0/9.0	5.0/9.0
Height of mast, lowered	h1 (mm)	2735 ¹⁾	2736 ¹⁾	2738 ¹⁾	2738 ¹⁾	2736 ¹⁾	2738 ¹⁾
Lift	h3 (mm)	3550	3550	3150	3150	2750	2750
Height of overhead guard (cabin)	h6 (mm)	2746	2746	2745	2747	2746	2747
Overall length	l1 (mm)	4639	4639	4649	4649	5629	5929
Length to fork face	l2 (mm)	3439	3439	3449	3449	3829	4129
Overall width	b1/b2 (mm)	1864	1891	2232/2252	2232	2232	2299
Aisle width with pallets 1200 x 1000 across forks	Ast (mm)	4890	4890	4900	4900	5215	5505
Aisle width with pallets 800 x 1200 along forks	Ast (mm)	5090	5090	5100	5100	5415	5705
Travel speed, with/without load	km/h	22/22	22/22	22/22	22/22	22/22	22/22
Lifting speed, with/without load	m/s	0.57/0.58	0.57/0.58	0.46/0.54	0.46/0.54	0.46/0.54	0.46/0.54
Manufacturer of engine/type		Deutz TCD 2012 L04-2V	Deutz TCD 2012 L04-2V	Deutz TCD 2012 L04-2V	Deutz TCD 2012 L04-2V	Deutz TCD 2012 L04-2V	Deutz TCD 2012 L04-2V
Engine rated power to ISO 1585	kW	87	87	87	87	87	87
Number of cylinders/Displac. ccm	cm ³	4/4000	4/4000	4/4000	4/4000	4/4000	4/4000

1) With 150 mm free lift
2) Available from 09/2008



High-economy engine technology

- Industrial DEUTZ Diesel engine incorporating most advanced technology
- Low fuel consumption
- Low engine-out emissions



Linde Torsion Support

- Reduction of mast distortion up to ca. 30 % thanks to Linde Torsion Support
- Minimized loading and wear of truck frame and mast
- Safety bonus: Lever action makes possible significantly increased residual capacity at high lifts